



CTEZED 29 J

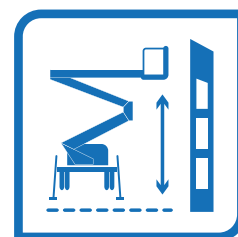
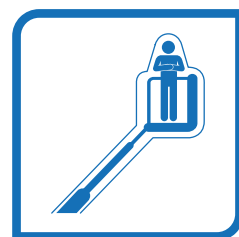
Versatile, with sturdy design, **CTE ZED 29 J** is the ideal equipment to achieve maximum performance in different applications: construction, pruning, renovation and cleaning of buildings.

ABSOLUTE VERTICALITY WITH ONE CONTROL


Guaranteeing significant operability at height. Possibility of "plumb line" movement in less time: ideal for cleaning facades and arboriculture.

STABILITY AT HEIGHT

CTE ZED 29 J boom design ensures full operator stability in the basket.



MAXIMUM BASKET CAPACITY AT MAXIMUM OUTREACH



CLEAN TOP BOOM

In **CTE ZED** truck-mounted aerial platforms both the extension cylinder and the electrical and hydraulic systems are inside the arm, protected from weathering and debris.

The electrical system and catenary housed inside the arm are protected from getting caught up with other elements during operation.



TECHNICAL DATA

- Double pantograph + telescopic boom with two extensions + jib
- Sigma boom movement enabled by connecting rods
- 360° continuous turret rotation on bearing turntable
- Proportional, electrohydraulic controls in basket and ground
- Engine start and stop controls from basket and ground
- Anti-slip aluminium deck
- Basket in aluminium 1800x700x1100 mm
- 90° + 90° hydraulic basket rotation
- Automatic hydraulically actioned basket levelling
- 4 hydraulic outriggers with ground pressure sensors
- Hydraulic system operated by vehicle's PTO
- Basket load
- Buzzer indicating PTO engaged
- Hour meter
- 230 V AC in the basket
- Fixed sidewalls on chassis
- Magnetic flashing beacon
- EN 280:2013 CE certified
- Standard boom colours blue (RAL 5017) and white (RAL 9003)
- To be installed on truck with 10.5t GVW

MODELS AVAILABLE

